

Event 24

24/48 CHANNELS / 12 ASSIGN MASTERS MEMORY LIGHTING CONTROL CONSOLE



DESCRIPTION

The Event 24 lighting control console combines all the advantages of computer based control while maintaining the operational ease and efficiency of individual channel and master faders. The ability to 'build' memories is available on the console, making the operation of conventional or moving lights smooth and intuitive.

FEATURES

- * DMX 512 output to control dimmers, moving lights and colour scrollers
- * Wide mode doubles the number of channel faders to 48 channels
- * Assign masters can act as scene masters as well as control chases and theatre-style timed crossfade stacks
- * Ability to instantly assign, crossfade and modify any item
- * User definable files combining memories/chases/stacks
- * Can be fitted with a range of optional accessories including analogue outputs, memory storage card, VDU output, floppy disk drive and desk lights
- * Superwide facility up to 120 channels
- * Timed crossfades in 0.1 second increments
- * Three (3) softpatch tables to 512 DMX channels
- * Pages can contain memories and chases
- * Chase options including dipless steps
- * Cue linking for show automation
- * MIDI control of playback
- * Fast programming of memories
- * Multiple playback facilities
- * Solo safety
- * Password protection
- * Channel preheat
- * 2 x option ports (back panel)
- * Console linking to JANDS STAGE / ESP II / EVENT / EVENT PLUS consoles
- * CE approved: EN50081-1, EN50082-1, EN60950



OVERALL SPECIFICATIONS

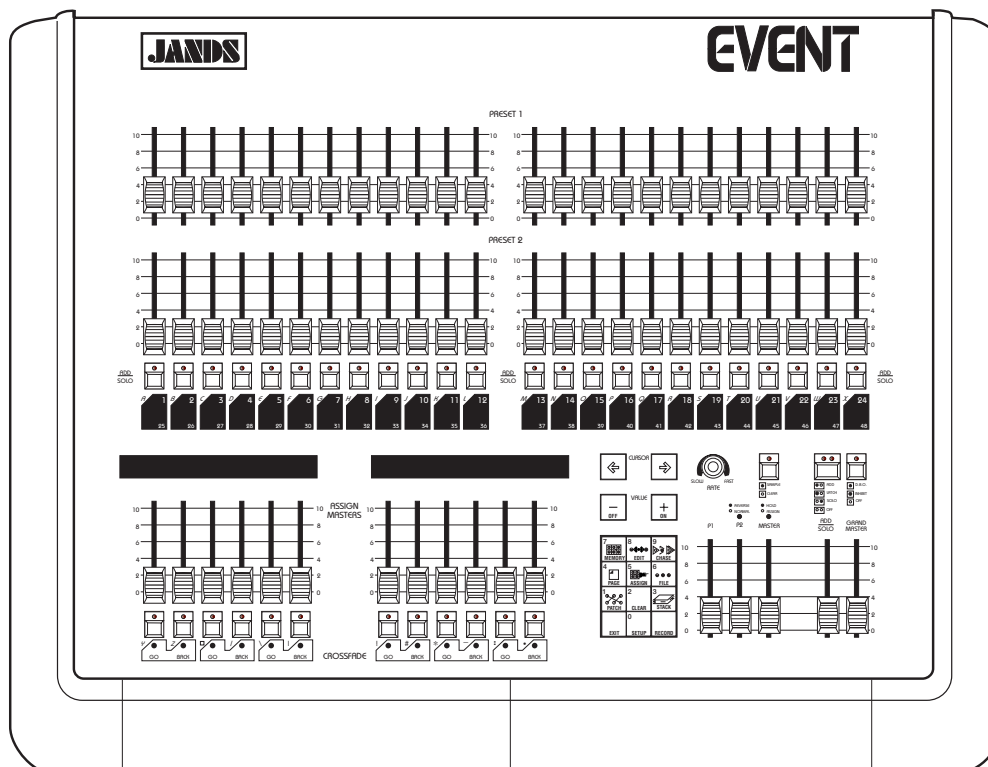
- Control channels: 24 (normal), 48 (wide), 120 (superwide)
- Assign masters: 12
- Memory: 256 Kbytes
- Power supply: Universal 100~240VAC ±10% , 47~63 Hz
- Consumption: 40W typical
- Connector: IEC 3-pin with integral fuse, switch and mains filter
- Fuse: 2A M205/240V
- MIDI in: 5-pin DIN socket
- DMX out: USITT DMX-512/1990 protocol (RS-485 standard)/ AXR 5-pin socket
- Analogue out: 0 ~ +10V DC/ Socapex 337 socket (option)
- Desk lamp out: 12V current limited, AXR 3-pin socket, 10 W max.
- Displays: 2 x 32 character, 2 line LCD, green backlight
- Dimensions: 690mm (W) x 530mm (D) x 110mm (H)
- Net/shipping weight: 12/21 kg

SUPPLIED ACCESSORIES

- 2m IEC to Clipsal 463 power cable (export models may vary)
- Operating manual

ORDERING INFORMATION

MODEL/PART	PART NO.
• Event 24	JND-EVENT24
• M-card module	JND-OPM
• VDU interface/M-card module	JND-OPVM-VGA
• M-card	JND-MCARD
• Floppy disk drive module (DOS format)	JND-OPFD-EVENT
• Analogue output module	JND-OPA60
• Desk lamp	CAE-18XR/CAE-18XR-Hi
• Flightcase	JND-FC-EVENT24



Event 24

Event 24
 24/48 CHANNELS / 12 ASSIGN MASTERS
 MEMORY LIGHTING CONTROL CONSOLE

Event 24

24/48 CHANNELS / 12 ASSIGN MASTERS MEMORY LIGHTING CONTROL CONSOLE



ARCHITECTS AND ENGINEERS SPECIFICATIONS

Electronics

The lighting console shall provide control of up to 24 dimmer channels (48 in wide mode, 120 in superwide) via the industry standard USITT DMX-512/1990 protocol. The DMX output socket on the back panel shall be a 5-pin AXR. The output voltages shall conform to standard RS-485 balanced serial data transmission.

The console shall have a MIDI In connection, the socket being a standard MIDI 5-pin DIN connector.

The console shall have two preset faders and a flash button per channel to allow direct manual control of stage lighting intensity. The flash button shall house a light emitting diode (LED) to indicate channel output level.

The console shall utilise liquid crystal displays (LCDs) to provide parameter and editing information to the operator.

The console shall have a memory capacity of at least 256 Kbytes and shall be battery-backed to prevent memory loss when switched off. The battery shall have a life of at least four (4) years.

The console shall be factory tested and cyclically burned-in for a minimum of 24 hours.

The console shall incorporate design techniques and electronic filters to comply with the new Australian and European Union directives on electrical safety and electromagnetic compatibility (EMC) (CE approved: EN50081-1, EN50082-1, EN60950).

Operation

The console operating software shall incorporate diagnostic test routines that exercise the different systems on the CPU card. These test routines shall indicate to the operator (using LEDs and/or displays) the result (pass/fail) of the tests.

The console shall display an error message to the operator should the software malfunction or be corrupted.

Electrical

The console shall operate from a single-phase supply of 100 volts to 240 volts $\pm 10\%$ AC, with a supply frequency of 47 to 63 Hz.

The console shall not draw more than 50 watts of power from a normal GPO. The power inlet shall be a switched and filtered IEC mains socket with integral fuse, and shall be located on the back panel of the console.

The console power supply shall be a universal-type switched mode supply requiring no changing of internal links to accommodate different supply voltages.

Mechanical

The console shall be designed to be free-standing.

The console shall be 690mm wide \times 530mm deep \times 110mm high.

The console shall be constructed of 1.2mm steel, and shall be provided with a removable 1.2mm aluminium base for access to internal electronics. All metal surfaces shall be properly treated and finished in powdercoat or zinc dichromate passivating.

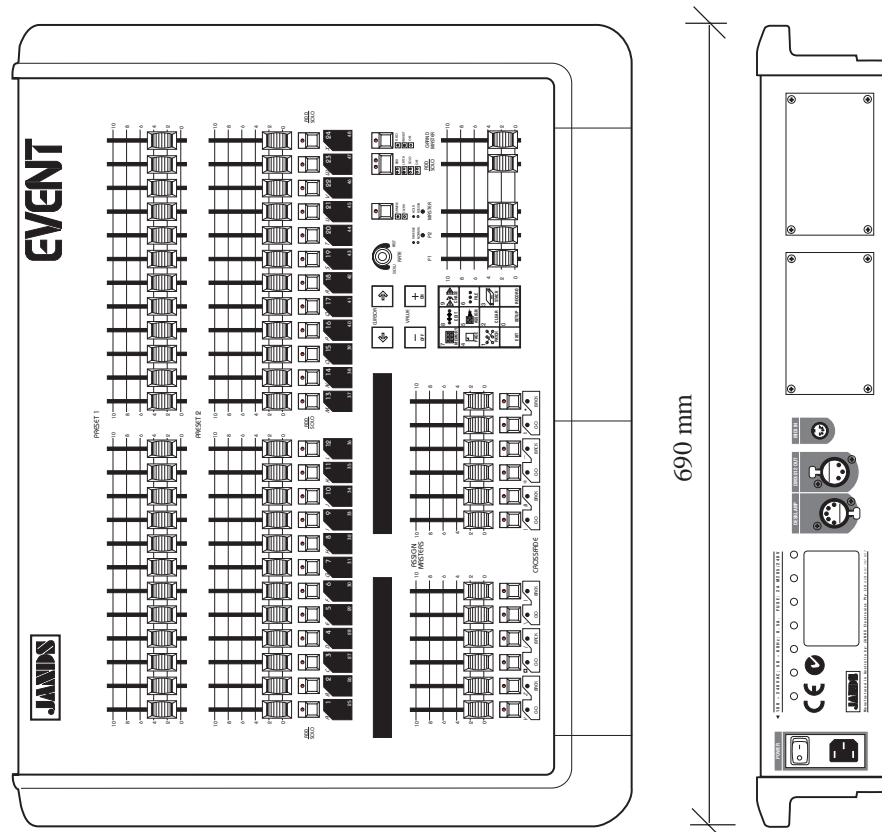
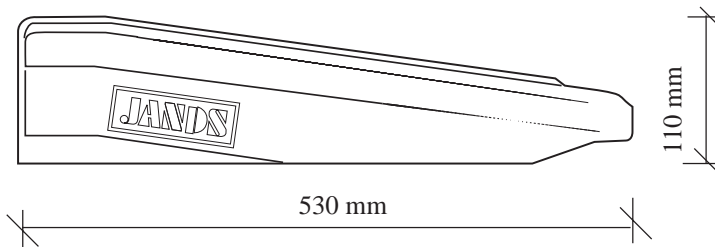
The control surfaces shall be scratch-resistant 0.25mm Lexan with legends reverse silkscreen printed from behind.

The sides and front arm rest of the console shall be constructed of steel-reinforced injection-moulded synthetic rubber.

All operator controls and displays shall be provided on the top operating surface of the console.

The chassis shall have sufficient ventilation holes to allow adequate convection cooling of the power supply, provided the ambient temperature does not exceed 40°C (104°F).

The lighting control console shall be the JANDS EVENT 24.



24/48 CHANNELS / 12 ASSIGN MASTERS
MEMORY LIGHTING CONTROL CONSOLE

Event 24